

Ball Valves and Sliding Sleeve Valves



Ball valves and Sliding sleeve valves

Ball valves

- 3 distinct series
- Vented and non vented
- Bubble tight shut-off
- Positive 90 ° movement
- Wide variety of fluids

Sliding sleeve valves

- Linear sleeve operated 3/2 valve
- Simple airline isolation
- Compact
- Minimum space for valve operation



Operating information

Ball valves

	3/2 Standard	2/2 Light	2/2 Heavy Duty
Pressure	Vacuum to 40 bar	Vacuum to 11,7 bar	Vacuum to 40 bar
Temperature	-20 °C to +100 °C		
Fluids	Air only	Air, oil, gases	Air, oil, gases

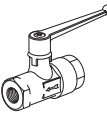
Sliding sleeve valves

Working pressure	Max 40 bar
Working temperature	-20 °C to +100 °C


Ball Valves

Fluids in circulation	Temperature		Fluids in circulation	Temperature	
	Min °C	Max°C		Min°C	Max°C
Compressed air	-20	+100	Natural gas	-20	+40
Methylated spirits	-20	+40	Glycerine	-20	+40
Diluted anti-freeze	-20	+90	Glycol	-20	+40
Butane	-20	+60	Cutting oils	-20	+100
Carbonate of soda		+40	Oils and greases	-20	+90
Carbonated water		+40	Hydraulic oils	-20	+90
Sea water		+90	Saponified liquids		+30
Distilled water		+90	Fuel oil	-20	+40
Water+carb gas		+40	Methane	-20	+60
Tap water		+90	Paraffin		+60
Petroleum	-20	+40	Propane	-20	+60
CO ²	-20	+60	Stearine		+60
Town gas	-20	+40			


3/2 Standard series Ball valves

Symbol	Ø Flow passage mm	Ø Exhaust passage mm	Port size	Order code
	10	1,5	G1/8	706
	13	2	G1/4	707
	13	2	G3/8	708
	16	2	G1/2	709
	18	2,5	G3/4	710
	19	3	G1	711

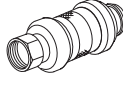
2/2 Light series Ball valves

Symbol	Ø Flow passage mm	Port size	Order code
	4	G1/4	700
	7	G3/8	701
	10	G1/2	702
	13	G3/4	703

2/2 Heavy duty series Ball valves

Symbol	Ø Flow passage mm	Port size	Order code
	32	G1 1/2	704
	40	G2	705

Sliding sleeve valve

Symbol	Connection	Order code
	G1/8	9721900560
	G1/4	9721900561
	G3/8	9721900562
	G1/2	9721900563